

Scaled data based on original data using  
LM-79-08 Approved Method: Electrical and Photometric Measurements of Solid-  
State Lighting Products

Test Report Prepared for  
Cooper Lighting Solutions  
(formerly Eaton)

Brand: McGRAW-EDISON

Report Number: P226936

Luminaire Tested: **ISW-AF-1200-LED-E1-SL3-8030**

Issue Date: 3/3/2020

**Test Information**

Test Method: LM-79-08  
Report Number: P226936  
TEST IS SCALED FROM IESNA LM-79-08 TEST DATA (P35946)  
Test Lab: INNOVATION CENTER-P3  
Issue Date: 3/3/2020  
Manufacturer: COOPER LIGHTING SOLUTIONS (FORMERLY EATON)  
Product Line: MCGRAW-EDISON  
Catalog Number: ISW-AF-1200-LED-E1-SL3-8030  
Description: IMPACT ELITE LED WEDGE LUMINAIRE  
LIGHT SQUARE WITH ACCULED OPTICS-TYPE III W/SPILL CONTROL  
Light Source: (16) 3000K CCT, 80 CRI LEDs  
Ballast/Driver: ELECTRONIC DRIVER

**Summary**

Lumens per Lamp: N/A  
Luminaire Lumens: 5322.8 lumens  
Efficiency: N/A  
Efficacy: 80.6 lumens/watt  
Luminous Opening: Rectangular (W 0.5' x L: 0.5' x H: 0')  
IES Classification: Type II - Short - Semi-Cutoff  
BUG Rating: B1 - U1 - G2

Input Watts (W): 66  
Input Voltage (V): 120  
Input Current (Ain): NR  
Voltage Rise (V): NR  
Power Factor: NR  
Total Harmonic Distortion (THDi): NR  
Frequency (hertz): 60  
Stabilization Time: NR  
Operation Time: NR  
Ambient Temperature (°C): NR  
Test Distance: 25 FT

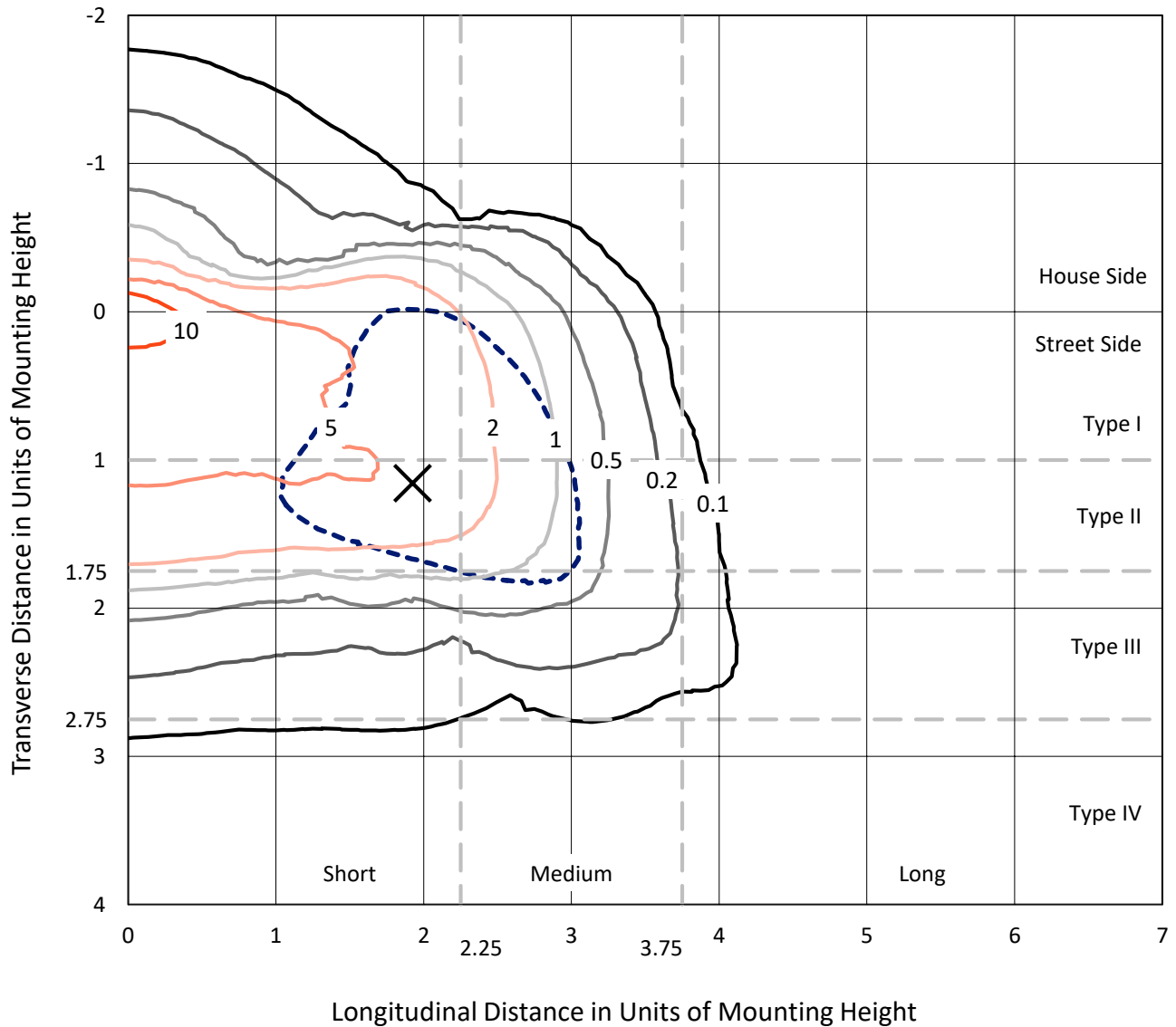


REPORT NUMBER: P226936

CATALOG NUMBER: ISW-AF-1200-LED-E1-SL3-8030

### Iso-Footcandle Lines of Horizontal Illumination

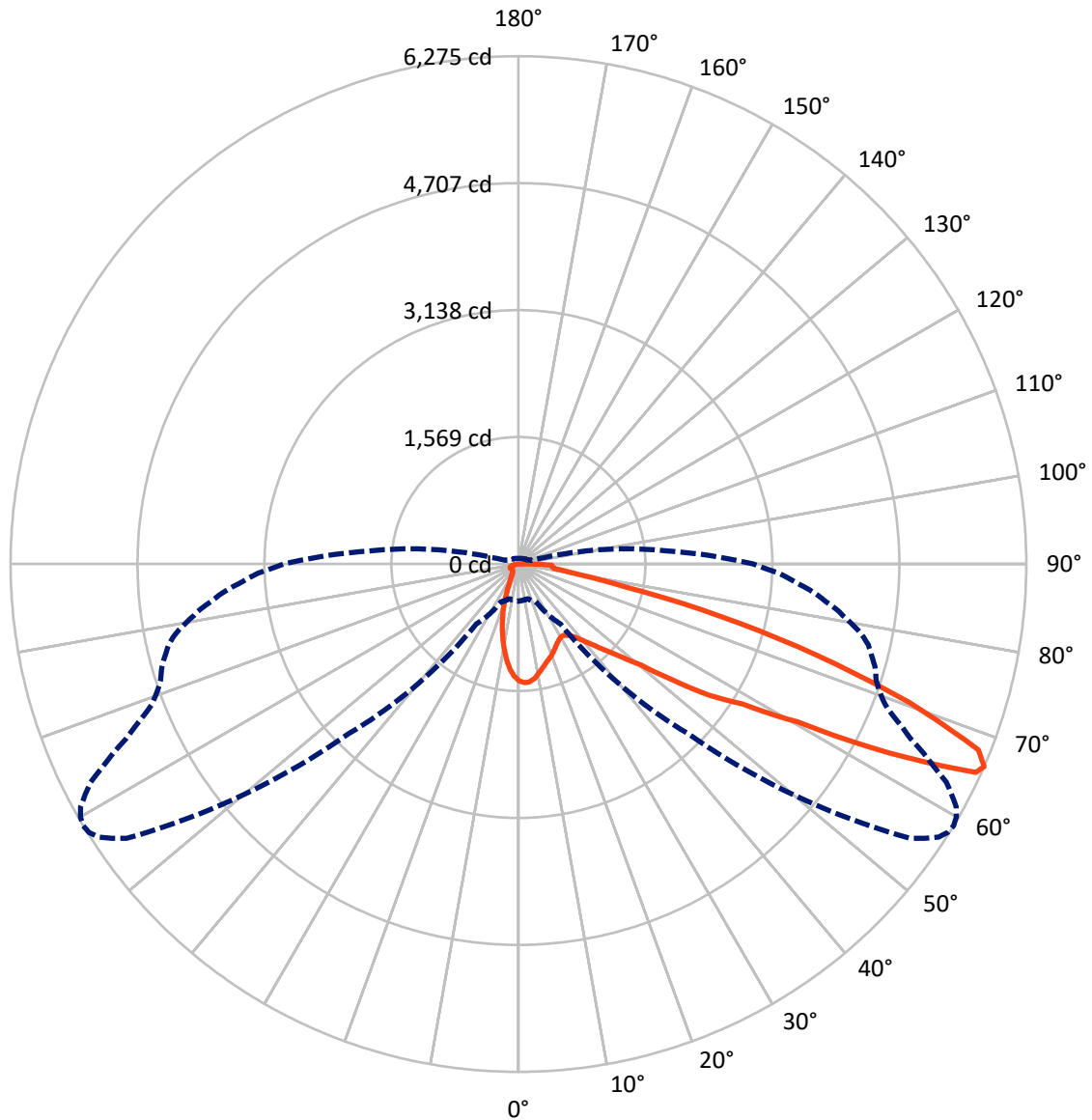
× Max cd  
 - - - 1/2 Max cd



Based on 10 foot mounting height. Maximum calculated value = 14.5 fc  
 Type II - Short - Semi-Cutoff

REPORT NUMBER: P226936  
CATALOG NUMBER: ISW-AF-1200-LED-E1-SL3-8030

### Luminous Intensity Polar Plot



— Vertical Plane Through 59-Deg Lateral    - - - Horizontal Cone Through 66-Deg Vertical

REPORT NUMBER: P226936

CATALOG NUMBER: ISW-AF-1200-LED-E1-SL3-8030

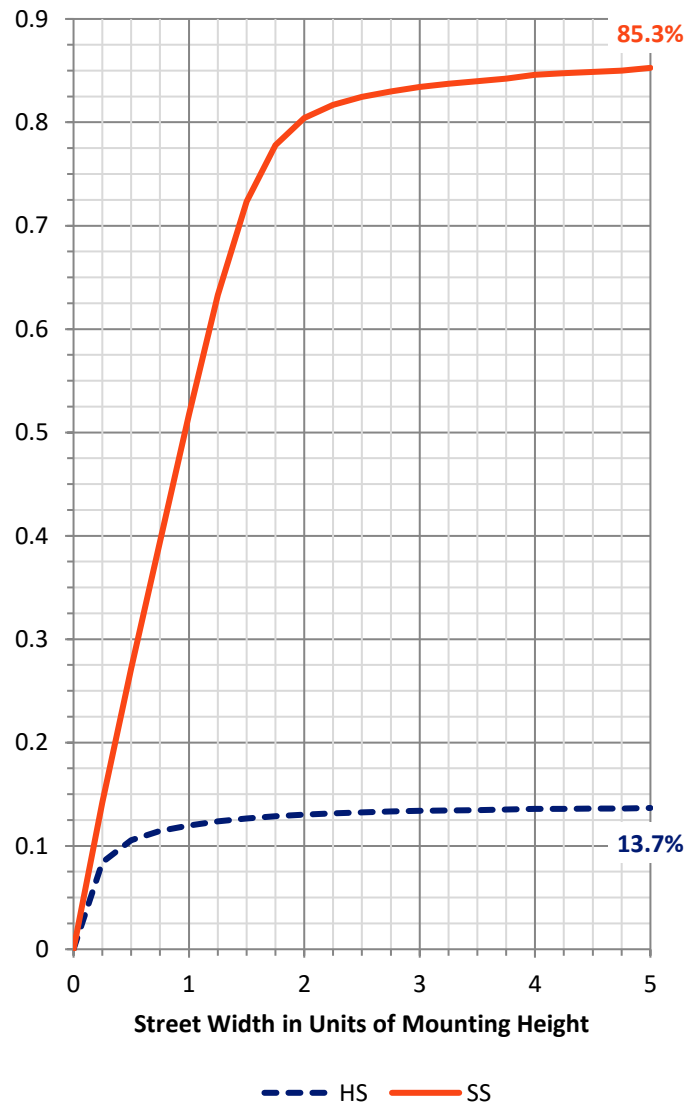
**FLUX DISTRIBUTION:**

		Downward	Upward	Total
<b>House Side</b>	Lumens	738.5	0.3	738.8
	% Fixture	13.9	0.0	13.9
<b>Street Side</b>	Lumens	4582.0	1.9	4583.9
	% Fixture	86.1	0.0	86.1
<b>Total</b>	Lumens	5320.5	2.3	5322.8
	% Fixture	100.0	0.0	100.0

**Coefficient of Utilization**

**ZONAL LUMENS:**

Zone	Lumens	% Fixture
0°-10°	123.3	2.3
10°-20°	260.4	4.9
20°-30°	326.6	6.1
30°-40°	446.9	8.4
40°-50°	718.9	13.5
50°-60°	1249.2	23.5
60°-70°	1517.7	28.5
70°-80°	566.2	10.6
80°-90°	111.4	2.1
90°-100°	2.3	0.0
100°-110°	0.0	0.0
110°-120°	0.0	0.0
120°-130°	0.0	0.0
130°-140°	0.0	0.0
140°-150°	0.0	0.0
150°-160°	0.0	0.0
160°-170°	0.0	0.0
170°-180°	0.0	0.0
0°-90°	5320.5	100.0
0°-180°	5322.8	100.0



REPORT NUMBER: P226936

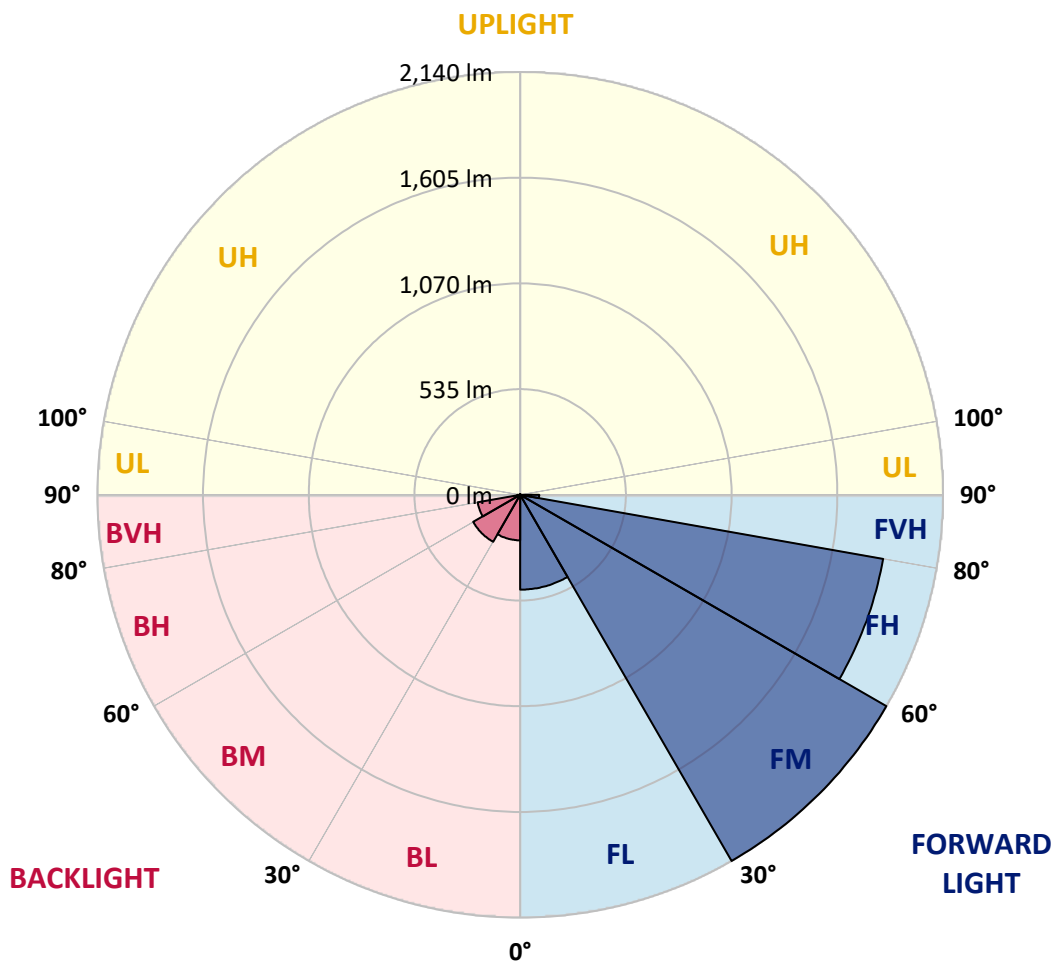
CATALOG NUMBER: ISW-AF-1200-LED-E1-SL3-8030

**LUMINAIRE CLASSIFICATION SYSTEM LUMEN TABLE AND BUG RATING:**

Zone		Lumens	% Fixture	Zone Rating/Lumen Limit		
				B	U	G
FL	(0°-30°)	480.0	9.0			
FM	(30°-60°)	2140.4	40.2			
FH	(60°-80°)	1865.6	35.0			G2/5000
FVH	(80°-90°)	96.1	1.8			G1/100
BL	(0°-30°)	230.3	4.3	B1/500		
BM	(30°-60°)	274.6	5.2	B1/1000		
BH	(60°-80°)	218.4	4.1	B1/500		G1/500
BVH	(80°-90°)	15.3	0.3			G1/100
UL	(90°-100°)	2.3	0.0		U1/10	
UH	(100°-180°)	0.3	0.0		U1/10	

**BUG Rating: B1-U1-G2**

Type II Short





REPORT NUMBER: P226936

CATALOG NUMBER: ISW-AF-1200-LED-E1-SL3-8030

**CANDELA DISTRIBUTION (FULL):**

	0°	5°	15°	25°	35°	45°	55°	56°	57°	58°	59°
0°	1446.0	1446.0	1446.0	1446.0	1446.0	1446.0	1446.0	1446.0	1446.0	1446.0	1446.0
2.5°	1483.6	1478.7	1487.7	1484.4	1486.8	1474.6	1472.2	1469.7	1471.3	1468.9	1468.9
5°	1448.5	1446.0	1456.6	1462.4	1467.3	1465.6	1464.8	1464.8	1465.6	1459.9	1460.7
7.5°	1345.7	1344.0	1358.7	1369.3	1393.0	1406.9	1424.8	1425.6	1427.3	1424.8	1429.7
10°	1236.3	1241.2	1254.3	1271.4	1306.5	1327.7	1362.0	1368.5	1371.0	1371.8	1372.6
12.5°	1131.9	1127.0	1143.3	1175.9	1223.3	1257.5	1300.8	1304.0	1308.1	1313.8	1319.6
15°	1038.8	1044.5	1057.6	1091.9	1141.7	1189.8	1246.1	1249.4	1257.5	1262.4	1270.6
17.5°	975.2	975.2	989.9	1021.7	1068.2	1129.4	1200.4	1206.1	1212.6	1219.2	1228.2
20°	943.4	943.4	949.1	967.8	1008.6	1067.4	1153.1	1159.6	1171.0	1178.4	1190.6
22.5°	940.9	940.1	939.3	943.4	967.8	1013.5	1102.5	1111.5	1121.3	1132.7	1143.3
25°	967.0	969.5	959.7	953.1	955.6	976.8	1054.3	1059.2	1078.0	1085.3	1098.4
27.5°	1004.6	1008.6	1000.5	990.7	976.0	962.1	1013.5	1021.7	1033.9	1046.2	1062.5
30°	1058.4	1057.6	1056.8	1050.3	1021.7	978.4	1001.3	1007.0	1017.6	1027.4	1041.3
32.5°	1116.4	1122.9	1127.8	1124.5	1095.1	1021.7	1018.4	1023.3	1033.1	1038.8	1047.8
35°	1191.4	1194.7	1213.5	1213.5	1184.1	1099.2	1066.6	1070.7	1075.6	1078.0	1084.5
37.5°	1273.9	1285.3	1313.0	1329.3	1283.6	1195.5	1142.5	1142.5	1144.9	1146.5	1150.6
40°	1369.3	1385.7	1424.0	1455.0	1425.6	1315.5	1242.0	1249.4	1246.9	1243.7	1252.6
42.5°	1480.3	1498.3	1544.8	1574.2	1557.0	1459.9	1375.9	1371.0	1378.3	1368.5	1371.8
45°	1609.2	1623.1	1670.5	1701.5	1715.3	1637.0	1551.3	1541.5	1541.5	1520.3	1529.3
47.5°	1725.1	1729.2	1774.9	1829.6	1874.5	1876.1	1755.3	1748.8	1733.3	1719.4	1716.2
50°	1832.8	1845.1	1874.5	1934.0	2027.9	2109.5	2036.0	2015.6	1998.5	1947.1	1962.6
52.5°	2019.7	2043.4	2062.2	2098.1	2209.0	2374.7	2465.3	2433.5	2429.4	2382.9	2372.3
55°	2054.8	2057.3	2119.3	2326.6	2587.7	2706.8	2880.7	2879.8	2892.9	2878.2	2864.3
57.5°	1890.0	1870.4	1974.0	2247.4	2772.1	3384.2	3331.1	3336.8	3319.7	3274.8	3260.9
60°	1472.2	1488.5	1600.3	1948.7	2639.1	3821.6	4171.6	4068.0	4142.3	4025.6	3962.7
62.5°	828.3	809.5	885.4	1251.8	2165.0	3844.4	5316.6	5328.0	5363.9	5298.6	5145.2
65°	534.5	526.4	519.0	633.3	1297.5	3362.9	5949.8	6090.2	6174.2	6208.5	6210.9
66°	459.4	452.9	443.9	518.2	904.2	2963.1	5909.0	6059.2	6193.0	6256.6	6275.4
67.5°	390.9	381.1	379.5	429.2	629.2	2298.8	5519.8	5755.6	5873.9	6038.8	6128.5
70°	298.7	293.8	308.5	370.5	483.1	1082.1	4398.5	4706.2	4910.2	5039.1	5122.3
72.5°	250.5	248.9	269.3	338.7	457.8	613.7	3079.0	3409.5	3622.4	3745.7	3859.9
75°	195.9	197.5	224.4	323.2	455.4	534.5	1788.8	2103.8	2227.8	2422.0	2570.6
77.5°	146.9	145.3	166.5	261.1	443.9	541.9	929.5	1060.0	1196.3	1295.1	1331.0
80°	102.8	104.5	119.1	179.5	346.0	557.4	579.4	609.6	638.2	670.0	676.5
82.5°	68.5	69.4	88.1	123.2	239.9	532.1	541.0	527.2	505.1	477.4	447.2
85°	41.6	43.3	62.8	83.2	186.1	481.5	559.8	523.1	489.6	452.9	416.2
87.5°	21.2	23.7	37.5	49.0	110.2	237.5	582.7	555.7	510.0	453.7	412.9
90°	5.7	5.7	8.2	12.2	22.0	48.1	146.9	132.2	66.1	125.7	62.0
92.5°	0.0	0.0	0.0	0.0	0.0	0.0	0.0	0.0	0.0	0.0	0.0
95°	0.0	0.0	0.0	0.0	0.0	0.0	0.0	0.0	0.0	0.0	0.0
97.5°	0.0	0.0	0.0	0.0	0.0	0.0	0.0	0.0	0.0	0.0	0.0
100°	0.0	0.0	0.0	0.0	0.0	0.0	0.0	0.0	0.0	0.0	0.0
102.5°	0.0	0.0	0.0	0.0	0.0	0.0	0.0	0.0	0.0	0.0	0.0
105°	0.0	0.0	0.0	0.0	0.0	0.0	0.0	0.0	0.0	0.0	0.0
107.5°	0.0	0.0	0.0	0.0	0.0	0.0	0.0	0.0	0.0	0.0	0.0



REPORT NUMBER: P226936

CATALOG NUMBER: ISW-AF-1200-LED-E1-SL3-8030

**CANDELA DISTRIBUTION (continued):**

	0°	5°	15°	25°	35°	45°	55°	56°	57°	58°	59°
110°	0.0	0.0	0.0	0.0	0.0	0.0	0.0	0.0	0.0	0.0	0.0
112.5°	0.0	0.0	0.0	0.0	0.0	0.0	0.0	0.0	0.0	0.0	0.0
115°	0.0	0.0	0.0	0.0	0.0	0.0	0.0	0.0	0.0	0.0	0.0
117.5°	0.0	0.0	0.0	0.0	0.0	0.0	0.0	0.0	0.0	0.0	0.0
120°	0.0	0.0	0.0	0.0	0.0	0.0	0.0	0.0	0.0	0.0	0.0
122.5°	0.0	0.0	0.0	0.0	0.0	0.0	0.0	0.0	0.0	0.0	0.0
125°	0.0	0.0	0.0	0.0	0.0	0.0	0.0	0.0	0.0	0.0	0.0
127.5°	0.0	0.0	0.0	0.0	0.0	0.0	0.0	0.0	0.0	0.0	0.0
130°	0.0	0.0	0.0	0.0	0.0	0.0	0.0	0.0	0.0	0.0	0.0
132.5°	0.0	0.0	0.0	0.0	0.0	0.0	0.0	0.0	0.0	0.0	0.0
135°	0.0	0.0	0.0	0.0	0.0	0.0	0.0	0.0	0.0	0.0	0.0
137.5°	0.0	0.0	0.0	0.0	0.0	0.0	0.0	0.0	0.0	0.0	0.0
140°	0.0	0.0	0.0	0.0	0.0	0.0	0.0	0.0	0.0	0.0	0.0
142.5°	0.0	0.0	0.0	0.0	0.0	0.0	0.0	0.0	0.0	0.0	0.0
145°	0.0	0.0	0.0	0.0	0.0	0.0	0.0	0.0	0.0	0.0	0.0
147.5°	0.0	0.0	0.0	0.0	0.0	0.0	0.0	0.0	0.0	0.0	0.0
150°	0.0	0.0	0.0	0.0	0.0	0.0	0.0	0.0	0.0	0.0	0.0
152.5°	0.0	0.0	0.0	0.0	0.0	0.0	0.0	0.0	0.0	0.0	0.0
155°	0.0	0.0	0.0	0.0	0.0	0.0	0.0	0.0	0.0	0.0	0.0
157.5°	0.0	0.0	0.0	0.0	0.0	0.0	0.0	0.0	0.0	0.0	0.0
160°	0.0	0.0	0.0	0.0	0.0	0.0	0.0	0.0	0.0	0.0	0.0
162.5°	0.0	0.0	0.0	0.0	0.0	0.0	0.0	0.0	0.0	0.0	0.0
165°	0.0	0.0	0.0	0.0	0.0	0.0	0.0	0.0	0.0	0.0	0.0
167.5°	0.0	0.0	0.0	0.0	0.0	0.0	0.0	0.0	0.0	0.0	0.0
170°	0.0	0.0	0.0	0.0	0.0	0.0	0.0	0.0	0.0	0.0	0.0
172.5°	0.0	0.0	0.0	0.0	0.0	0.0	0.0	0.0	0.0	0.0	0.0
175°	0.0	0.0	0.0	0.0	0.0	0.0	0.0	0.0	0.0	0.0	0.0
177.5°	0.0	0.0	0.0	0.0	0.0	0.0	0.0	0.0	0.0	0.0	0.0
180°	0.0	0.0	0.0	0.0	0.0	0.0	0.0	0.0	0.0	0.0	0.0





REPORT NUMBER: P226936

CATALOG NUMBER: ISW-AF-1200-LED-E1-SL3-8030

**CANDELA DISTRIBUTION (continued):**

	60°	61°	62°	63°	64°	65°	66°	67°	68°	69°	70°
0°	1446.0	1446.0	1446.0	1446.0	1446.0	1446.0	1446.0	1446.0	1446.0	1446.0	1446.0
2.5°	1468.1	1469.7	1468.1	1465.6	1468.1	1465.6	1464.8	1464.0	1464.8	1463.2	1462.4
5°	1460.7	1462.4	1462.4	1457.5	1456.6	1459.9	1455.0	1456.6	1455.0	1453.4	1450.1
7.5°	1425.6	1426.5	1427.3	1424.0	1426.5	1426.5	1424.8	1424.8	1423.2	1424.0	1420.7
10°	1376.7	1379.9	1383.2	1381.6	1380.8	1388.1	1384.8	1387.3	1387.3	1384.8	1385.7
12.5°	1323.6	1329.3	1333.4	1333.4	1336.7	1344.8	1344.0	1345.7	1352.2	1352.2	1349.7
15°	1274.7	1280.4	1286.9	1291.8	1298.3	1304.0	1308.1	1314.7	1317.9	1317.9	1322.0
17.5°	1236.3	1244.5	1251.8	1254.3	1263.2	1273.0	1275.5	1283.6	1288.5	1291.0	1295.9
20°	1198.8	1207.8	1216.7	1224.9	1233.0	1244.5	1250.2	1255.1	1263.2	1268.1	1275.5
22.5°	1154.7	1168.6	1180.0	1189.8	1203.7	1213.5	1224.9	1233.0	1242.8	1250.2	1255.9
25°	1113.1	1131.9	1147.4	1157.2	1175.9	1189.8	1203.7	1215.9	1228.2	1238.8	1246.9
27.5°	1074.7	1096.0	1114.7	1130.2	1150.6	1172.7	1186.5	1206.9	1223.3	1237.9	1247.7
30°	1056.0	1073.9	1093.5	1111.5	1131.9	1159.6	1182.5	1208.6	1229.0	1247.7	1262.4
32.5°	1060.0	1076.4	1093.5	1109.0	1130.2	1161.2	1184.9	1215.1	1245.3	1269.8	1288.5
35°	1092.7	1107.4	1118.8	1132.7	1151.4	1175.1	1200.4	1232.2	1269.8	1302.4	1326.9
37.5°	1161.2	1165.3	1176.7	1187.4	1197.1	1219.2	1242.8	1269.8	1313.0	1347.3	1381.6
40°	1246.1	1256.7	1267.3	1272.2	1283.6	1297.5	1308.1	1336.7	1375.0	1419.9	1457.5
42.5°	1372.6	1376.7	1378.3	1379.9	1384.0	1393.8	1409.3	1435.4	1473.0	1513.0	1554.6
45°	1514.6	1519.5	1524.4	1526.8	1521.1	1526.8	1543.1	1555.4	1592.1	1629.6	1682.7
47.5°	1711.3	1696.6	1689.2	1699.0	1694.1	1706.4	1713.7	1721.0	1765.1	1810.0	1854.9
50°	1963.4	1954.4	1943.0	1943.8	1952.8	1944.6	1949.5	1976.5	1991.2	2028.7	2088.3
52.5°	2366.5	2338.8	2295.5	2276.8	2287.4	2280.9	2283.3	2289.0	2279.2	2314.3	2364.9
55°	2864.3	2828.4	2799.9	2783.5	2723.2	2718.3	2678.3	2663.6	2631.8	2665.2	2653.8
57.5°	3219.3	3196.5	3181.8	3132.8	3105.1	3049.6	3033.3	3013.7	2969.6	2991.6	3011.2
60°	3904.8	3823.2	3795.4	3709.8	3681.2	3628.2	3560.4	3527.0	3504.1	3525.3	3512.3
62.5°	5048.9	4935.5	4913.4	4710.2	4660.5	4538.0	4410.7	4393.6	4321.8	4276.9	4266.3
65°	6166.1	6003.7	5882.1	5660.1	5510.0	5335.3	5141.1	4999.1	4853.0	4779.6	4682.5
66°	6249.3	6184.8	6062.4	5932.7	5714.0	5523.0	5302.7	5149.3	4985.2	4856.3	4773.1
67.5°	6107.3	6073.0	6029.8	5941.7	5804.6	5626.7	5417.7	5221.9	5024.4	4872.6	4739.6
70°	5162.3	5199.9	5248.8	5226.0	5147.6	5078.3	4893.8	4784.5	4636.0	4436.9	4355.3
72.5°	3896.6	3997.0	3962.7	3833.8	3773.4	3725.3	3658.3	3584.9	3371.9	3347.4	3251.1
75°	2506.9	2473.4	2495.5	2338.8	2231.9	2187.8	2028.7	1963.4	1803.5	1699.8	1620.7
77.5°	1321.2	1255.9	1205.3	1067.4	968.7	910.7	833.2	741.8	601.4	593.3	465.1
80°	612.9	563.1	517.4	469.2	421.1	357.4	310.1	253.0	223.6	191.8	178.7
82.5°	416.2	384.4	356.6	324.8	288.1	244.0	210.5	178.7	152.6	137.1	124.9
85°	377.0	342.7	311.7	271.7	233.4	196.7	160.8	133.0	108.5	94.7	86.5
87.5°	366.4	324.0	291.3	248.1	210.5	173.0	138.7	107.7	84.1	68.5	58.8
90°	46.5	49.8	35.9	34.3	14.7	18.8	13.9	8.2	9.0	6.5	7.3
92.5°	0.0	0.0	0.0	0.0	0.0	0.0	0.0	0.0	0.0	0.0	0.0
95°	0.0	0.0	0.0	0.0	0.0	0.0	0.0	0.0	0.0	0.0	0.0
97.5°	0.0	0.0	0.0	0.0	0.0	0.0	0.0	0.0	0.0	0.0	0.0
100°	0.0	0.0	0.0	0.0	0.0	0.0	0.0	0.0	0.0	0.0	0.0
102.5°	0.0	0.0	0.0	0.0	0.0	0.0	0.0	0.0	0.0	0.0	0.0
105°	0.0	0.0	0.0	0.0	0.0	0.0	0.0	0.0	0.0	0.0	0.0
107.5°	0.0	0.0	0.0	0.0	0.0	0.0	0.0	0.0	0.0	0.0	0.0



REPORT NUMBER: P226936

CATALOG NUMBER: ISW-AF-1200-LED-E1-SL3-8030

**CANDELA DISTRIBUTION (continued):**

	60°	61°	62°	63°	64°	65°	66°	67°	68°	69°	70°
110°	0.0	0.0	0.0	0.0	0.0	0.0	0.0	0.0	0.0	0.0	0.0
112.5°	0.0	0.0	0.0	0.0	0.0	0.0	0.0	0.0	0.0	0.0	0.0
115°	0.0	0.0	0.0	0.0	0.0	0.0	0.0	0.0	0.0	0.0	0.0
117.5°	0.0	0.0	0.0	0.0	0.0	0.0	0.0	0.0	0.0	0.0	0.0
120°	0.0	0.0	0.0	0.0	0.0	0.0	0.0	0.0	0.0	0.0	0.0
122.5°	0.0	0.0	0.0	0.0	0.0	0.0	0.0	0.0	0.0	0.0	0.0
125°	0.0	0.0	0.0	0.0	0.0	0.0	0.0	0.0	0.0	0.0	0.0
127.5°	0.0	0.0	0.0	0.0	0.0	0.0	0.0	0.0	0.0	0.0	0.0
130°	0.0	0.0	0.0	0.0	0.0	0.0	0.0	0.0	0.0	0.0	0.0
132.5°	0.0	0.0	0.0	0.0	0.0	0.0	0.0	0.0	0.0	0.0	0.0
135°	0.0	0.0	0.0	0.0	0.0	0.0	0.0	0.0	0.0	0.0	0.0
137.5°	0.0	0.0	0.0	0.0	0.0	0.0	0.0	0.0	0.0	0.0	0.0
140°	0.0	0.0	0.0	0.0	0.0	0.0	0.0	0.0	0.0	0.0	0.0
142.5°	0.0	0.0	0.0	0.0	0.0	0.0	0.0	0.0	0.0	0.0	0.0
145°	0.0	0.0	0.0	0.0	0.0	0.0	0.0	0.0	0.0	0.0	0.0
147.5°	0.0	0.0	0.0	0.0	0.0	0.0	0.0	0.0	0.0	0.0	0.0
150°	0.0	0.0	0.0	0.0	0.0	0.0	0.0	0.0	0.0	0.0	0.0
152.5°	0.0	0.0	0.0	0.0	0.0	0.0	0.0	0.0	0.0	0.0	0.0
155°	0.0	0.0	0.0	0.0	0.0	0.0	0.0	0.0	0.0	0.0	0.0
157.5°	0.0	0.0	0.0	0.0	0.0	0.0	0.0	0.0	0.0	0.0	0.0
160°	0.0	0.0	0.0	0.0	0.0	0.0	0.0	0.0	0.0	0.0	0.0
162.5°	0.0	0.0	0.0	0.0	0.0	0.0	0.0	0.0	0.0	0.0	0.0
165°	0.0	0.0	0.0	0.0	0.0	0.0	0.0	0.0	0.0	0.0	0.0
167.5°	0.0	0.0	0.0	0.0	0.0	0.0	0.0	0.0	0.0	0.0	0.0
170°	0.0	0.0	0.0	0.0	0.0	0.0	0.0	0.0	0.0	0.0	0.0
172.5°	0.0	0.0	0.0	0.0	0.0	0.0	0.0	0.0	0.0	0.0	0.0
175°	0.0	0.0	0.0	0.0	0.0	0.0	0.0	0.0	0.0	0.0	0.0
177.5°	0.0	0.0	0.0	0.0	0.0	0.0	0.0	0.0	0.0	0.0	0.0
180°	0.0	0.0	0.0	0.0	0.0	0.0	0.0	0.0	0.0	0.0	0.0



REPORT NUMBER: P226936

CATALOG NUMBER: ISW-AF-1200-LED-E1-SL3-8030

**CANDELA DISTRIBUTION (continued):**

	71°	72°	73°	74°	75°	76°	77°	78°	79°	80°	81°
0°	1446.0	1446.0	1446.0	1446.0	1446.0	1446.0	1446.0	1446.0	1446.0	1446.0	1446.0
2.5°	1460.7	1458.3	1460.7	1459.9	1456.6	1457.5	1458.3	1455.0	1453.4	1453.4	1452.6
5°	1447.7	1446.0	1447.7	1446.9	1442.0	1441.1	1441.1	1438.7	1435.4	1433.0	1431.3
7.5°	1416.7	1418.3	1417.5	1415.0	1412.6	1412.6	1410.1	1404.4	1401.2	1397.9	1394.6
10°	1381.6	1381.6	1382.4	1381.6	1377.5	1375.9	1372.6	1369.3	1370.1	1362.0	1355.5
12.5°	1350.6	1350.6	1349.7	1348.1	1345.7	1344.8	1344.8	1335.1	1332.6	1330.2	1322.8
15°	1321.2	1322.8	1322.8	1322.8	1318.7	1318.7	1314.7	1308.1	1308.1	1300.8	1293.4
17.5°	1298.3	1300.8	1300.0	1300.8	1301.6	1296.7	1289.4	1285.3	1280.4	1276.3	1266.5
20°	1278.7	1280.4	1281.2	1281.2	1278.7	1275.5	1269.0	1262.4	1259.2	1251.0	1238.8
22.5°	1260.8	1264.1	1264.9	1264.9	1261.6	1259.2	1252.6	1242.8	1236.3	1226.5	1215.1
25°	1253.5	1257.5	1255.1	1256.7	1253.5	1247.7	1238.8	1230.6	1220.8	1208.6	1196.3
27.5°	1255.9	1261.6	1260.0	1259.2	1255.1	1251.0	1239.6	1229.8	1218.4	1203.7	1188.2
30°	1270.6	1280.4	1276.3	1273.0	1272.2	1262.4	1251.8	1237.9	1224.9	1207.8	1189.8
32.5°	1298.3	1303.2	1304.0	1301.6	1297.5	1289.4	1274.7	1256.7	1242.0	1221.6	1200.4
35°	1344.0	1348.9	1347.3	1347.3	1343.2	1330.2	1312.2	1294.3	1273.9	1251.0	1229.0
37.5°	1407.7	1416.7	1415.0	1411.8	1406.9	1391.4	1377.5	1355.5	1332.6	1302.4	1277.1
40°	1487.7	1501.5	1513.8	1511.3	1499.9	1486.0	1473.0	1447.7	1424.8	1391.4	1363.6
42.5°	1595.4	1614.1	1629.6	1641.1	1636.2	1618.2	1595.4	1584.8	1552.1	1517.9	1489.3
45°	1733.3	1772.5	1786.3	1800.2	1800.2	1788.8	1783.9	1762.7	1728.4	1682.7	1655.8
47.5°	1915.3	1967.5	1983.0	2006.7	2020.5	2008.3	1999.3	1963.4	1940.6	1877.7	1871.2
50°	2136.4	2188.6	2231.1	2258.8	2254.7	2265.4	2244.1	2223.7	2191.9	2140.5	2122.5
52.5°	2418.8	2460.4	2498.7	2515.1	2532.2	2529.8	2524.9	2511.0	2471.0	2443.3	2397.6
55°	2708.5	2742.7	2789.3	2816.2	2838.2	2834.1	2815.4	2781.9	2789.3	2731.3	2706.0
57.5°	3038.1	3075.7	3126.3	3151.6	3161.4	3211.2	3198.9	3194.8	3181.0	3160.6	3134.4
60°	3605.3	3615.9	3657.5	3721.2	3799.5	3784.0	3803.6	3816.7	3826.5	3780.8	3777.5
62.5°	4281.0	4294.0	4330.0	4343.0	4354.4	4356.1	4330.0	4330.0	4285.1	4226.3	4180.6
65°	4649.8	4622.9	4598.4	4584.6	4554.4	4527.4	4488.3	4435.2	4359.3	4268.8	4187.1
66°	4702.9	4648.2	4616.4	4581.3	4533.2	4483.4	4436.9	4364.2	4275.3	4167.6	4059.8
67.5°	4651.5	4576.4	4502.1	4450.7	4383.8	4294.0	4212.4	4127.6	4043.5	3895.8	3795.4
70°	4182.3	4092.5	4010.9	3898.3	3792.2	3704.0	3563.7	3416.0	3294.4	3139.3	3040.6
72.5°	3105.9	2999.8	2893.7	2735.4	2581.2	2558.3	2382.0	2208.2	2115.2	1990.3	1890.0
75°	1534.2	1400.3	1210.2	1125.3	1002.1	941.7	908.3	782.6	752.4	629.2	627.5
77.5°	433.3	372.1	330.5	288.1	270.1	257.1	212.2	203.2	184.4	181.2	170.6
80°	164.0	155.0	151.0	146.9	142.8	140.4	138.7	132.2	128.9	124.0	121.6
82.5°	118.3	115.1	107.7	105.3	102.0	97.1	96.3	92.2	89.8	84.9	83.2
85°	80.0	75.9	71.8	67.7	66.1	65.3	62.8	61.2	59.6	57.1	56.3
87.5°	53.9	49.8	44.9	43.3	42.4	43.3	44.1	42.4	41.6	40.0	39.2
90°	6.5	9.0	8.2	8.2	9.8	8.2	8.2	9.0	8.2	8.2	7.3
92.5°	0.0	0.0	0.0	0.0	0.0	0.0	0.0	0.0	0.0	0.0	0.0
95°	0.0	0.0	0.0	0.0	0.0	0.0	0.0	0.0	0.0	0.0	0.0
97.5°	0.0	0.0	0.0	0.0	0.0	0.0	0.0	0.0	0.0	0.0	0.0
100°	0.0	0.0	0.0	0.0	0.0	0.0	0.0	0.0	0.0	0.0	0.0
102.5°	0.0	0.0	0.0	0.0	0.0	0.0	0.0	0.0	0.0	0.0	0.0
105°	0.0	0.0	0.0	0.0	0.0	0.0	0.0	0.0	0.0	0.0	0.0
107.5°	0.0	0.0	0.0	0.0	0.0	0.0	0.0	0.0	0.0	0.0	0.0



REPORT NUMBER: P226936  
 CATALOG NUMBER: ISW-AF-1200-LED-E1-SL3-8030

REPORT N  
 CATALOG

**CANDELA DISTRIBUTION (continued):**

**CANDELA**

	71°	72°	73°	74°	75°	76°	77°	78°	79°	80°	81°	
110°	0.0	0.0	0.0	0.0	0.0	0.0	0.0	0.0	0.0	0.0	0.0	0°
112.5°	0.0	0.0	0.0	0.0	0.0	0.0	0.0	0.0	0.0	0.0	0.0	2.5°
115°	0.0	0.0	0.0	0.0	0.0	0.0	0.0	0.0	0.0	0.0	0.0	5°
117.5°	0.0	0.0	0.0	0.0	0.0	0.0	0.0	0.0	0.0	0.0	0.0	7.5°
120°	0.0	0.0	0.0	0.0	0.0	0.0	0.0	0.0	0.0	0.0	0.0	10°
122.5°	0.0	0.0	0.0	0.0	0.0	0.0	0.0	0.0	0.0	0.0	0.0	12.5°
125°	0.0	0.0	0.0	0.0	0.0	0.0	0.0	0.0	0.0	0.0	0.0	15°
127.5°	0.0	0.0	0.0	0.0	0.0	0.0	0.0	0.0	0.0	0.0	0.0	17.5°
130°	0.0	0.0	0.0	0.0	0.0	0.0	0.0	0.0	0.0	0.0	0.0	20°
132.5°	0.0	0.0	0.0	0.0	0.0	0.0	0.0	0.0	0.0	0.0	0.0	22.5°
135°	0.0	0.0	0.0	0.0	0.0	0.0	0.0	0.0	0.0	0.0	0.0	25°
137.5°	0.0	0.0	0.0	0.0	0.0	0.0	0.0	0.0	0.0	0.0	0.0	27.5°
140°	0.0	0.0	0.0	0.0	0.0	0.0	0.0	0.0	0.0	0.0	0.0	30°
142.5°	0.0	0.0	0.0	0.0	0.0	0.0	0.0	0.0	0.0	0.0	0.0	32.5°
145°	0.0	0.0	0.0	0.0	0.0	0.0	0.0	0.0	0.0	0.0	0.0	35°
147.5°	0.0	0.0	0.0	0.0	0.0	0.0	0.0	0.0	0.0	0.0	0.0	37.5°
150°	0.0	0.0	0.0	0.0	0.0	0.0	0.0	0.0	0.0	0.0	0.0	40°
152.5°	0.0	0.0	0.0	0.0	0.0	0.0	0.0	0.0	0.0	0.0	0.0	42.5°
155°	0.0	0.0	0.0	0.0	0.0	0.0	0.0	0.0	0.0	0.0	0.0	45°
157.5°	0.0	0.0	0.0	0.0	0.0	0.0	0.0	0.0	0.0	0.0	0.0	47.5°
160°	0.0	0.0	0.0	0.0	0.0	0.0	0.0	0.0	0.0	0.0	0.0	50°
162.5°	0.0	0.0	0.0	0.0	0.0	0.0	0.0	0.0	0.0	0.0	0.0	52.5°
165°	0.0	0.0	0.0	0.0	0.0	0.0	0.0	0.0	0.0	0.0	0.0	55°
167.5°	0.0	0.0	0.0	0.0	0.0	0.0	0.0	0.0	0.0	0.0	0.0	57.5°
170°	0.0	0.0	0.0	0.0	0.0	0.0	0.0	0.0	0.0	0.0	0.0	60°
172.5°	0.0	0.0	0.0	0.0	0.0	0.0	0.0	0.0	0.0	0.0	0.0	62.5°
175°	0.0	0.0	0.0	0.0	0.0	0.0	0.0	0.0	0.0	0.0	0.0	65°
177.5°	0.0	0.0	0.0	0.0	0.0	0.0	0.0	0.0	0.0	0.0	0.0	66°
180°	0.0	0.0	0.0	0.0	0.0	0.0	0.0	0.0	0.0	0.0	0.0	67.5°
												70°
												72.5°
												75°
												77.5°
												80°
												82.5°
												85°
												87.5°
												90°
												92.5°
												95°
												97.5°
												100°
												102.5°
												105°
												107.5°



'226936  
 ISW-AF-1200-LED-E1-SL3-8030

REPORT NUMBER: P226936  
 CATALOG NUMBER: ISW-AF-1:

**TION (continued):**

**CANDELA DISTRIBUTION (con**

83°	84°	85°	86°	87°	88°	89°	90°	95°	105°		115°	125°
0.0	0.0	0.0	0.0	0.0	0.0	0.0	0.0	0.0	0.0	0°	1446.0	1446.0
0.0	0.0	0.0	0.0	0.0	0.0	0.0	0.0	0.0	0.0	2.5°	1398.7	1385.7
0.0	0.0	0.0	0.0	0.0	0.0	0.0	0.0	0.0	0.0	5°	1324.4	1295.1
0.0	0.0	0.0	0.0	0.0	0.0	0.0	0.0	0.0	0.0	7.5°	1224.1	1166.9
0.0	0.0	0.0	0.0	0.0	0.0	0.0	0.0	0.0	0.0	10°	1109.0	1026.6
0.0	0.0	0.0	0.0	0.0	0.0	0.0	0.0	0.0	0.0	12.5°	989.9	884.6
0.0	0.0	0.0	0.0	0.0	0.0	0.0	0.0	0.0	0.0	15°	878.9	739.3
0.0	0.0	0.0	0.0	0.0	0.0	0.0	0.0	0.0	0.0	17.5°	762.2	590.0
0.0	0.0	0.0	0.0	0.0	0.0	0.0	0.0	0.0	0.0	20°	650.4	445.6
0.0	0.0	0.0	0.0	0.0	0.0	0.0	0.0	0.0	0.0	22.5°	523.9	312.5
0.0	0.0	0.0	0.0	0.0	0.0	0.0	0.0	0.0	0.0	25°	384.4	226.9
0.0	0.0	0.0	0.0	0.0	0.0	0.0	0.0	0.0	0.0	27.5°	274.2	181.2
0.0	0.0	0.0	0.0	0.0	0.0	0.0	0.0	0.0	0.0	30°	204.8	152.6
0.0	0.0	0.0	0.0	0.0	0.0	0.0	0.0	0.0	0.0	32.5°	164.0	132.2
0.0	0.0	0.0	0.0	0.0	0.0	0.0	0.0	0.0	0.0	35°	139.5	120.0
0.0	0.0	0.0	0.0	0.0	0.0	0.0	0.0	0.0	0.0	37.5°	124.9	111.8
0.0	0.0	0.0	0.0	0.0	0.0	0.0	0.0	0.0	0.0	40°	116.7	107.7
0.0	0.0	0.0	0.0	0.0	0.0	0.0	0.0	0.0	0.0	42.5°	111.8	103.6
0.0	0.0	0.0	0.0	0.0	0.0	0.0	0.0	0.0	0.0	45°	109.4	101.2
0.0	0.0	0.0	0.0	0.0	0.0	0.0	0.0	0.0	0.0	47.5°	107.7	97.9
0.0	0.0	0.0	0.0	0.0	0.0	0.0	0.0	0.0	0.0	50°	106.1	97.9
0.0	0.0	0.0	0.0	0.0	0.0	0.0	0.0	0.0	0.0	52.5°	106.9	99.6
0.0	0.0	0.0	0.0	0.0	0.0	0.0	0.0	0.0	0.0	55°	111.0	99.6
0.0	0.0	0.0	0.0	0.0	0.0	0.0	0.0	0.0	0.0	57.5°	117.5	99.6
0.0	0.0	0.0	0.0	0.0	0.0	0.0	0.0	0.0	0.0	60°	122.4	101.2
0.0	0.0	0.0	0.0	0.0	0.0	0.0	0.0	0.0	0.0	62.5°	124.0	104.5
0.0	0.0	0.0	0.0	0.0	0.0	0.0	0.0	0.0	0.0	65°	122.4	106.1
0.0	0.0	0.0	0.0	0.0	0.0	0.0	0.0	0.0	0.0	66°	120.8	106.1
0.0	0.0	0.0	0.0	0.0	0.0	0.0	0.0	0.0	0.0	67.5°	118.3	104.5
										70°	112.6	97.9
										72.5°	101.2	88.1
										75°	86.5	71.0
										77.5°	70.2	57.1
										80°	52.2	43.3
										82.5°	38.4	33.5
										85°	26.9	23.7
										87.5°	16.3	14.7
										90°	4.1	4.1
										92.5°	0.0	0.0
										95°	0.0	0.0
										97.5°	0.0	0.0
										100°	0.0	0.0
										102.5°	0.0	0.0
										105°	0.0	0.0
										107.5°	0.0	0.0



REPORT NUMBER: P226936

CATALOG NUMBER: ISW-AF-1200-LED-E:

200-LED-E1-SL3-8030

**tinued):**

135°	145°	155°	165°	175°	180°
1446.0	1446.0	1446.0	1446.0	1446.0	1446.0
1376.7	1375.9	1355.5	1351.4	1337.5	1344.8
1260.0	1246.1	1209.4	1202.0	1186.5	1182.5
1120.4	1082.1	1052.7	1020.1	989.1	1004.6
957.2	892.8	828.3	785.9	768.7	763.0
802.2	686.3	605.5	522.3	492.9	503.5
614.5	482.3	374.6	326.4	298.7	293.8
433.3	309.3	259.5	247.3	241.6	241.6
293.8	235.8	217.1	211.4	211.4	212.2
223.6	198.3	190.1	191.0	194.2	195.0
185.2	175.5	171.4	177.1	183.6	184.4
159.9	157.5	158.3	165.7	172.2	173.0
140.4	142.8	146.1	152.6	158.3	159.9
126.5	130.6	133.0	137.1	140.4	141.2
116.7	121.6	120.8	123.2	125.7	126.5
111.0	113.4	111.0	112.6	112.6	114.2
106.1	106.9	102.8	103.6	105.3	105.3
101.2	100.4	96.3	97.9	100.4	101.2
96.3	94.7	91.4	94.7	98.7	99.6
92.2	90.6	88.9	93.0	97.9	98.7
90.6	88.9	87.3	93.0	97.9	98.7
90.6	88.9	87.3	91.4	96.3	97.1
91.4	89.8	86.5	90.6	93.8	94.7
92.2	90.6	84.9	87.3	88.9	89.8
92.2	88.9	83.2	84.1	84.1	84.9
90.6	86.5	80.0	80.0	79.2	79.2
90.6	83.2	76.7	75.1	73.4	73.4
89.8	82.4	75.9	73.4	71.0	71.0
88.1	80.8	74.3	71.0	68.5	68.5
82.4	77.5	70.2	66.9	64.5	63.7
73.4	71.0	65.3	62.8	60.4	59.6
62.0	62.8	59.6	57.9	55.5	54.7
52.2	53.9	52.2	51.4	49.8	49.0
41.6	44.9	43.3	43.3	44.1	42.4
31.8	35.9	34.3	35.9	37.5	35.1
22.0	26.1	26.1	26.9	27.7	26.1
13.9	17.1	16.3	17.1	17.1	16.3
3.3	5.7	3.3	4.9	4.1	3.3
0.0	0.0	0.0	0.0	0.0	0.0
0.0	0.0	0.0	0.0	0.0	0.0
0.0	0.0	0.0	0.0	0.0	0.0
0.0	0.0	0.0	0.0	0.0	0.0
0.0	0.0	0.0	0.0	0.0	0.0
0.0	0.0	0.0	0.0	0.0	0.0
0.0	0.0	0.0	0.0	0.0	0.0
0.0	0.0	0.0	0.0	0.0	0.0
0.0	0.0	0.0	0.0	0.0	0.0

**CANDELA DISTRIBUTION (continued):**

	115°	125°	135°
110°	0.0	0.0	0.0
112.5°	0.0	0.0	0.0
115°	0.0	0.0	0.0
117.5°	0.0	0.0	0.0
120°	0.0	0.0	0.0
122.5°	0.0	0.0	0.0
125°	0.0	0.0	0.0
127.5°	0.0	0.0	0.0
130°	0.0	0.0	0.0
132.5°	0.0	0.0	0.0
135°	0.0	0.0	0.0
137.5°	0.0	0.0	0.0
140°	0.0	0.0	0.0
142.5°	0.0	0.0	0.0
145°	0.0	0.0	0.0
147.5°	0.0	0.0	0.0
150°	0.0	0.0	0.0
152.5°	0.0	0.0	0.0
155°	0.0	0.0	0.0
157.5°	0.0	0.0	0.0
160°	0.0	0.0	0.0
162.5°	0.0	0.0	0.0
165°	0.0	0.0	0.0
167.5°	0.0	0.0	0.0
170°	0.0	0.0	0.0
172.5°	0.0	0.0	0.0
175°	0.0	0.0	0.0
177.5°	0.0	0.0	0.0
180°	0.0	0.0	0.0

